

Mackenzie FuturePath Global Equity Balanced Fund

Why invest in this fund?

- Global growth through disciplined, high-quality equity and fixed income security selection.
- Optimized portfolio that aims to maximize risk-adjusted returns.
- Highly experienced portfolio management teams with proven track records.

What does this fund invest in?

- The Fund seeks long-term capital growth and current income by investing primarily in equities and fixed-income securities of issuers anywhere in the world.
- The Fund may invest in securities directly or may invest in other investment funds.
- The Fund's asset mix will generally range between 60-90% equities and 0-40% fixed income securities.

Benchmark

70% MSCI World Total Return Index 27% BofA Merrill Lynch Global Broad Market TR (Hedged to USD) & 2.25% BofA Merrill Lynch US High Yield Master II (Hedged) & 0.75% BofA Merrill Lynch Canadian High Yield (Hedged)

Top 10 Holdings

As of Aug 31, 2024

Schneider Electric SE	3.07%
Aon PLC	3.03%
Microsoft Corp	2.99%
Apple Inc	2.88%
Trane Technologies PLC	2.87%
United States Treasury 4.38% 05-15-2034	1.65%
United States Treasury 3.50% 02-15-2033	1.40%
United Kingdom Gilt 0.88% 07-31-2033	1.34%
United States Treasury 4.25% 06-30-2029	1.13%
United States Treasury 0.13% 02-15-2052 Inflation Indexed	1.11%

Sector allocation

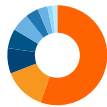
as of Aug 31, 2024



Fixed Income	26.6%
Information Technology	20.4%
Industrials	15.2%
Financials	9.5%
Health Care	8.3%
Consumer Discretionary	5.7%
Materials	4.2%
Cash & Equivalents	4.2%
Communication Serv.	3.3%
Consumer Staples	2.4%
Energy	0.1%
Other	0.1%

Regional allocation

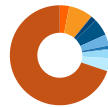
as of Aug 31, 2024



United States	55.5%
Other	13.6%
Canada	8.2%
France	6.3%
Ireland	5.8%
Cash & Equivalents	4.2%
Switzerland	3.2%
Germany	1.6%
United Kingdom	1.6%

Credit allocation

as of Aug 31, 2024



AAA	3.0%
AA	7.9%
A	1.7%
BBB	5.6%
BB	3.6%
B	1.1%
CCC & Below	0.3%
NR	2.7%
Cash & Equivalents	4.2%
Equities	69.8%

Fund management

FUND DETAILS

Asset class:	Global Balanced
Fund start date:	June 22, 2022
Risk tolerance:	Low to Medium
PFSL classification:	Growth
Total Fund Assets:	\$15.19 million

FUND CODES

Series	Prefix	Front End
PA	MFC	13690
PH	MFC	13693

MANAGEMENT FEES

Series	Management fees	MER
PA	0.85%	1.25%
PH	0.75%	1.02%

LAST PAID DISTRIBUTION

Series	Frequency	Amount	Date
PA	Annually	0.0441	Dec 22, 2023
PH	Annually	0.0572	Dec 22, 2023

PORTFOLIO MANAGERS

Shah Khan

Mackenzie Bluewater Team

David Arpin

Mackenzie Bluewater Team

Senior Vice President, Portfolio Manager, Team Co-Lead

Konstantin Boehmer

Mackenzie Fixed Income Team

Senior Vice President, Portfolio Manager, Head of Fixed Income

Dan Cooper

Mackenzie Fixed Income Team

Senior Vice President, Head of Credit, Portfolio Manager

Movin Mokbel

Mackenzie Fixed Income Team

Vice President, Portfolio Manager

Mackenzie FuturePath Global Equity Balanced Fund



Compound net returns (%)

as of Sep 30, 2024

	Series PA%	Series PH%
1 Month	0.99	1.01
3 Month	3.66	3.72
6 Month	4.77	4.89
1 Year	19.17	19.45
Since inception (June 22, 2022)	13.06	13.32

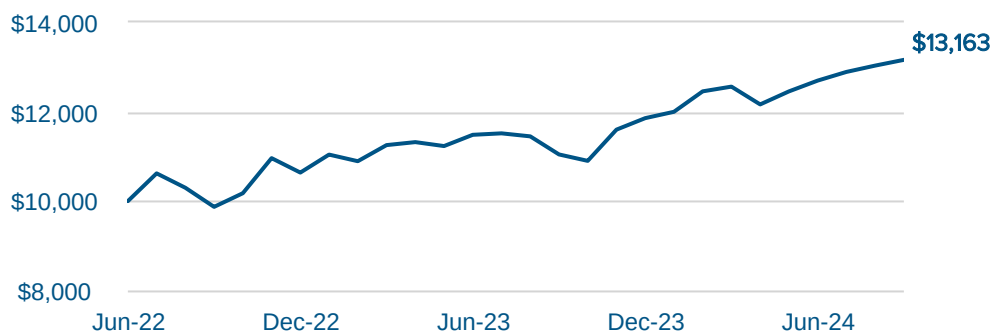
Calendar year returns (%)

as of Sep 30, 2024

	Series PA%	Series PH%
2023	11.45	11.70
YTD	11.01	11.20

Value of \$10,000 invested

as of Sep 30, 2024



For Investor use only. No portion of this communication may be reproduced or distributed to the public as it does not comply with investor sales communication rules.

Commissions, trailing commissions, management fees and expenses all may be associated with mutual fund investments. Please read the prospectus before investing. Mutual funds are not guaranteed, their values change frequently and past performance may not be repeated.



Scan here
to learn more